

SAILING INSTRUCTIONS

PARKSTONE YACHT CLUB - EVENT APPENDIX

The RS Racing Circuit Sailing Instructions 2018 shall apply except as modified by this Event Appendix.

COMPETITORS BRIEFING - Saturday 23rd June 2018 at 10:30 on the lower ground floor of the clubhouse.

1. RULES

1.2 In case of conflict the Sailing Instructions will prevail over the Notice of Race. This changes RRS 63.7.

2. NOTICE TO COMPETITORS

2.1 Notices to competitors will be posted on the Official Notice Board located on the lower ground floor of the clubhouse.

4. SIGNALS MADE ASHORE

4.1 Signals made ashore will be displayed on the flagpole adjacent to the Beachmaster's hut located on the main slipway.

4.3 Flag D over R with one sound will be displayed at least 45 minutes before a warning signal is made. Boats shall not leave the slipway until this signal is made.

5. FORMAT OF RACING

There will be 3 courses:

Course A for RS200 & 2000 classes.

Course B for RS100, RS300, RS500 & RS600 classes.

Course C for RS400, RS700 & RS800 classes.

Warning Signals:

Saturday 23rd June

Course	Class	1st Warning	Class	1st Warning	Class	1st Warning	Class	1st Warning
A	RS200	12:57	2000	13:01				
B	RS100	12:57	RS300	13:01	RS500	13:05	RS600	13:09
C	RS400	12:57	RS700	13:01	RS800	13:05		

Sunday 24th June

Course	Class	1st Warning	Class	1st Warning	Class	1st Warning	Class	1st Warning
A	RS200	10:27	2000	10:31				
B	RS100	10:27	RS300	10:31	RS500	10:35	RS600	10:39
C	RS400	10:27	RS700	10:31	RS800	10:35		

5.2 A total of 6 races are scheduled, up to 4 back to back on Saturday 23rd and the remaining races back to back on Sunday 24th.

5.5 The warning signal for subsequent races will be made as soon as practicable after the preceding race.

5.6 Tide Times at Poole Harbour entrance are:

23rd June: 2nd HW 09:45 (1.8), LW 13:15 (0.9), 1st HW 19:44 (1.8).

24th June: 2nd HW 10:55 (1.8), LW 14:13 (0.9), 1st HW 20:13 (1.9).

6. CLASS FLAGS

6.2 The class flag for the 2000 class will be a pink flag with a 2000 logo or numeral pennant 0.

7. RACING AREA

7.2 Competitors must be aware that they will require sufficient time to sail to the racing area.

8. COURSES

8.3 The number of laps to be sailed will be indicated on the starboard side of the appropriate committee boat.

8.4 **Course B ONLY** - The Start/Finish line is an obstruction and prohibited area for boats racing from mark 1 or 1x to mark 4. Any boat observed by the Race Committee entering this prohibited area may be disqualified without a hearing. This changes RRS 63.1.

9. MARKS

9.1 Course marks are described with the course diagrams.

9.2 The port end starting mark will be a dan buoy or a boat displaying an orange flag.

9.3 The finishing mark will be a dan buoy displaying a blue flag except:

a) Course B where the finish is as stated in SI 14.2.

b) Finish 2 on Course C which will be a dan buoy with a white flag.

10. THE START

10.1 Races will be started by using 3 minute start sequences i.e. 3, 2, 1, Go. This changes RRS 26.

The warning signal for the next start will be made no less than 1 minute after the previous class start.

To alert boats that a race will begin soon the start line orange flag will be displayed on the Committee Boat with multiple sounds at least 5 minutes before a warning signal is made.

13. SHORTENING COURSES

13.2 **Course A ONLY** - When a race is to be shortened at the Committee Boat finishing line flag S will be displayed on the committee boat with 2 sounds. A patrol boat will display flag F at the leeward gate and make repeated sound signals. Boats will then round mark 2p to port and proceed directly to the finishing line. This adds to RRS 32.

14. THE FINISH

14.1 Courses A & C - The Finish Line will be between a staff displaying a blue flag on the Committee boat and the relevant finishing mark.

14.2 Course B - The Finish Line will be same as the Start Line.

15. PENALTY SYSTEM

15.4 If a boat accepts a penalty as prescribed in RRS 31 or 44, they shall complete the Penalty form in the Beachmaster's hut before the end of Protest Time.

17. PROTESTS AND REQUESTS FOR REDRESS

17.4 The exoneration penalty for this event will be 20%.

19. SAFETY REGULATIONS

19.5 Safety Tally System.

The requirements of this instruction are specified for the safety of competitors.

- a) A tally system will be in operation.
- b) The location of the tally board will be within the Beachmaster's hut unless advised otherwise.
- c) The tally in the form of a wristband must be collected by all competitors from the tally board and worn **visibly** at all times whilst afloat.
- d) On completion of (or retirement from) the race, or races where they are held back to back, you must return directly to Parkstone Yacht Club and replace your tallies on the tally board in its correct position.
- e) In the event that you come ashore away from Parkstone Yacht Club, you must telephone the Club on 01202 743610, as soon as practicable, to report your position and safety.
- f) Any boat that fails to comply with the safety tally system will be disqualified from the race or races concerned. The race committee may consider reinstatement of the boat(s) concerned upon donation of £10 to RNLI.

19.6 Commercial Shipping:

Competitors must keep clear of shipping constrained by draft. A Parkstone RIB flying IC "U" and making a sound signal, or a Harbour Master's vessel, may escort ships. Failure to keep clear, or to obey the Harbour Master's or Parkstone RIB instructions may result in disqualification from the event. This instruction will apply at all times whilst afloat (this alters RRS 63.1).

The chain ferry across the harbour entrance has right of way over all small craft and must be avoided at all times. Be aware that tides can sweep sailing boats onto it.

19.7 Declaration of retirement

If a boat retires from any of the day's races they shall sign the retirement form in the Beachmaster's hut on returning their tally.

19.8 Leaving the race area

If a boat wishes to leave the area before the end of the day's racing they must inform a patrol boat, if practicable, before doing so.

20. REPLACEMENT OF CREW OR EQUIPMENT

20.4 **2000 Class ONLY** - Section 5 of the 2000 Class Association's Event & Series Rules will apply and replaces paragraphs 20.1 - 20.3 in the RS Racing Circuit Sailing Instructions 2018.

27. DISCLAIMER OF LIABILITY

27.4 **RISK STATEMENT** - Rule 4 of the Racing Rules of Sailing states "The responsibility for a boat's decision to participate in a race or to continue racing is hers alone."

Sailing is by its nature an unpredictable sport and therefore involves an element of risk. By taking part in any event at PYC, each competitor agrees and acknowledges that:

1. They are aware of the inherent element of risk involved in the sport and accept responsibility for the exposure of themselves, their crew and their boat to such inherent risk whilst taking part in such events.
2. They are responsible for the safety of themselves, their crew their boat and their other property whether afloat or ashore.
3. They accept responsibility for any injury, loss or damage to the extent caused by their own actions or omissions.
4. They are responsible for ensuring that their boat is equipped and seaworthy so as to be able to face extreme weather; that there is a crew sufficient in number, experience and fitness to withstand such weather and that their safety equipment is properly maintained, stowed and in date and is familiar to the crew.
5. The provision of race management teams, patrol boats and other officials and volunteers by the organisers does not relieve them of their own responsibilities.
6. The provision of patrol boat cover is limited to such assistance as can be practically provided in the circumstances, particularly in extreme weather condition. Further, in the event that any assistance is rendered to a competitor, no liability for any loss, damage or injury to the competitor, and/or the boat and its equipment is accepted either by the club or the crew of such patrol craft.
7. It is their responsibility to familiarise themselves with any risks, regulations and/or bye-laws specific to sailing or racing in Poole Harbour and Poole Bay including:
 - a. Tidal conditions in Poole Harbour, which are complex with areas of shallow water common as well as very fast tidal flows in parts of the harbour.
 - b. The area is used by a wide variety of craft, including large commercial vessels restricted in their ability to manoeuvre, a chain ferry in the harbour entrance and, at times, high volumes of leisure boat traffic. The Convention on the International Regulations for Preventing Collisions at Sea (COLREG) 1972, applies to all these craft including racing yachts.

- c. The Yacht Racing Criteria issued by Poole Harbour Commissioners, (<http://www.phc.co.uk/downloads/latest/Yacht-Racing-Criteria-2016.pdf>) which place requirements on all those involved in yacht racing in Poole.

28. INSURANCE

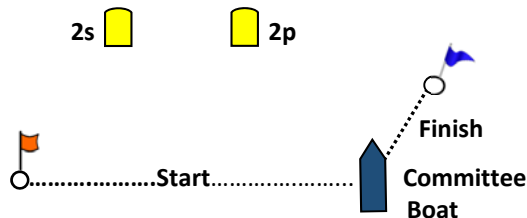
28.1 Each participating boat shall be insured with valid third-party liability insurance with a minimum cover of £3,000,000 per incident or the equivalent.

COURSES

COURSE A - YELLOW - RS200 & 2000

WINDWARD/LEEWARD

1a   1



Marks 1, 2s & 2p will be yellow inflatable buoys,
mark 1a will be a small orange inflatable buoy.

RS200 Course

Signal	Mark Rounding Order
2	Start - 1 - 1a - 2s/2p - 1 - 1a - 2p - Finish
3	Start - 1 - 1a - 2s/2p - 1 - 1a - 2s/2p - 1 - 1a - 2p - Finish
4	Start - 1 - 1a - 2s/2p - 1 - 1a - 2s/2p - 1 - 1a - 2s/2p - 1 - 1a - 2p - Finish

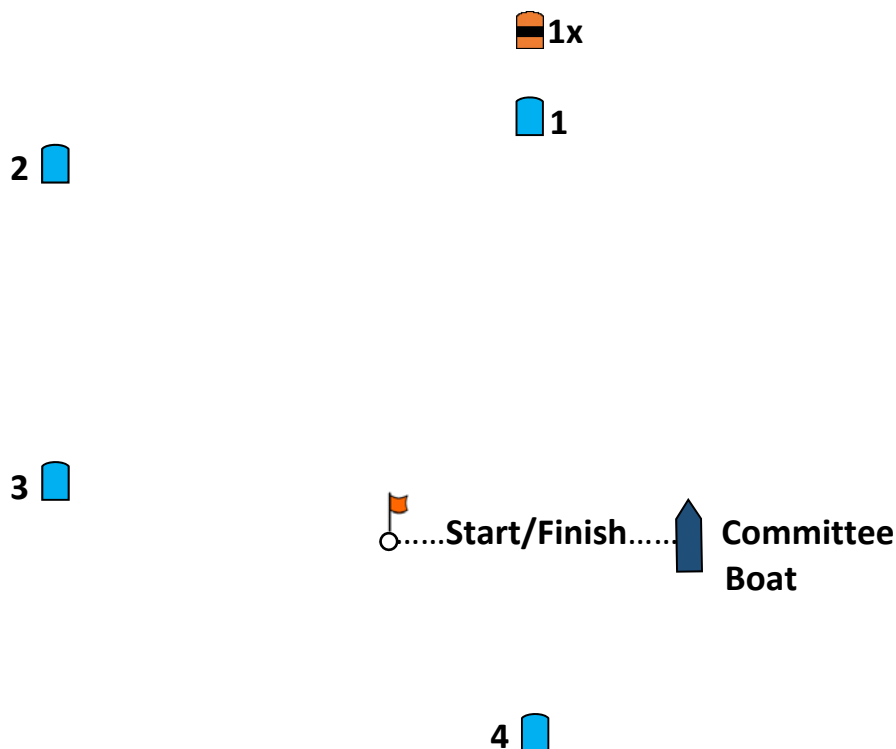
Marks 1 and 1a to be rounded to Port,
2s/2p - Mark 2s to be rounded to Starboard, OR Mark 2p to Port.

2000 Course

Signal	Mark Rounding Order
2	Start - 1 - 1a - 2s/2p - 1 - 1a - 2p - Finish
3	Start - 1 - 1a - 2s/2p - 1 - 1a - 2s/2p - 1 - 1a - 2p - Finish
4	Start - 1 - 1a - 2s/2p - 1 - 1a - 2s/2p - 1 - 1a - 2s/2p - 1 - 1a - 2p -

Marks 1 and 1a to be rounded to Port,
2s/2p - Mark 2s to be rounded to Starboard, OR Mark 2p to Port.

COURSE B - GREEN - RS100, RS300, RS500 & RS600



Marks 1, 2, 3 & 4 will be blue inflatable marks,
Mark 1x will be an orange inflatable buoy with a black band.

RS100 Course - Windward/Leeward

Signal	Mark Rounding Order
2	Start - 1x - 4 - Start/Finish - 1x - 4 - Finish
3	Start - 1x - 4 - Start/Finish - 1x - 4 - Start/Finish - 1x - 4 - Finish
4	Start - 1x - 4 - Start/Finish - 1x - 4 - Start/Finish - 1x - 4 - Start/Finish - 1x - 4 - Finish

All Marks to be rounded to Port.

RS300 & RS600 Course - Outer Loop

Signal	Mark Rounding Order
2	Start - 1 - 2 - 3 - 4 - Start/Finish - 1 - 2 - 3 - 4 - Finish
3	Start - 1 - 2 - 3 - 4 - Start/Finish - 1 - 2 - 3 - 4 - Start/Finish - 1 - 2 - 3 - 4 - Finish
4	Start - 1 - 2 - 3 - 4 - Start/Finish - 1 - 2 - 3 - 4 - Start/Finish - 1 - 2 - 3 - 4 - Start/Finish - 1 - 2 - 3 - 4 - Finish

All Marks to be rounded to Port.

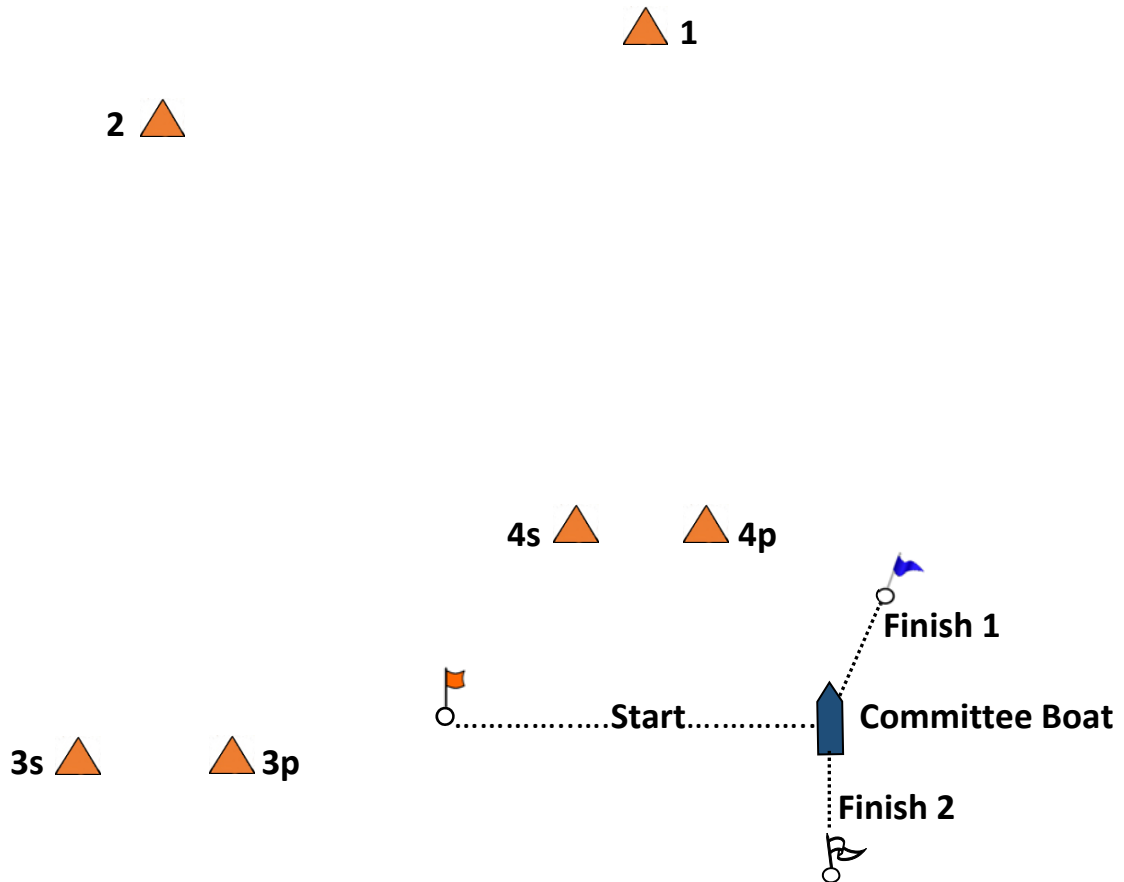
RS500 Course - Windward/Leeward

Signal	Mark Rounding Order
2	Start - 1x - 4 - Start/Finish - 1x - 4 - Finish
3	Start - 1x - 4 - Start/Finish - 1x - 4 - Start/Finish - 1x - 4 - Finish
4	Start - 1x - 4 - Start/Finish - 1x - 4 - Start/Finish - 1x - 4 - Start/Finish - 1x - 4 - Finish

All Marks to be rounded to Port.

COURSE C - RED - RS400, RS700, RS800

TRAPEZOID



Marks 1, 2, 3s, 3p, 4s and 4p will be triangular orange marks

RS400 Course - Outer Loop

Signal	Mark Rounding Order
2	Start - 1 - 2 - 3s/3p - 2 - 3p - Finish 2
3	Start - 1 - 2 - 3s/3p - 2 - 3s/3p - 2 - 3p - Finish 2
4	Start - 1 - 2 - 3s/3p - 2 - 3s/3p - 2 - 3s/3p - 2 - 3p - Finish 2

Marks 1 & 2 to be rounded to port,
3s/3p - Mark 3s to be rounded to Starboard OR Mark 3p to Port.

RS700 & RS800 Course - Inner Loop

Signal	Mark Rounding Order
2	Start - 1 - 4s/4p - 1 - 4p - Finish 1
3	Start - 1 - 4s/4p - 1 - 4s/4p - 1 - 4p - Finish 1
4	Start - 1 - 4s/4p - 1 - 4s/4p - 1 - 4s/4p - 1 - 4p - Finish 1

Marks 1 & 1a to be rounded to port,
4s/4p - Mark 4s to be rounded to Starboard OR Mark 4p to Port.